

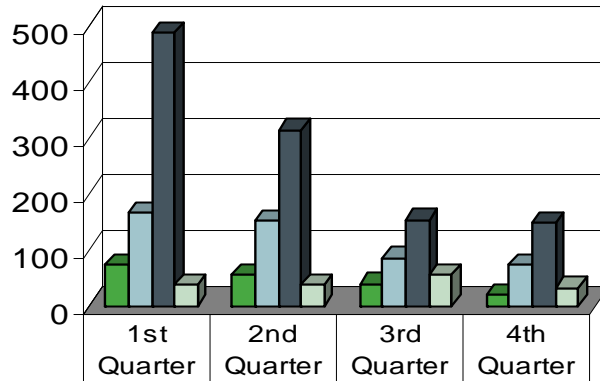
AN OVERVIEW OF OWCA SECTION'S ACTIVITY-2010

The OWCA's fourth quarter activity report for 2010 is now available for customers to access.

1. Consultation Unit Report
2. Safety and Health Unit Report
3. Medical Services Unit Report
4. Disputed Medical Reimbursements Report
5. Hospital Outlier Special Reimbursement Report
6. Fraud Claims Unit Report
7. Hearing Unit Report
8. Second Injury Fund Unit Report

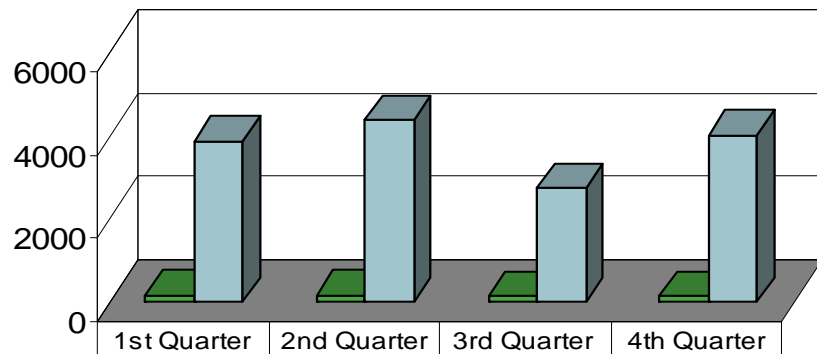
If you have questions about the information contained in this report, please contact ldupuy@lwc.la.gov.

Consultation Unit Report-2010



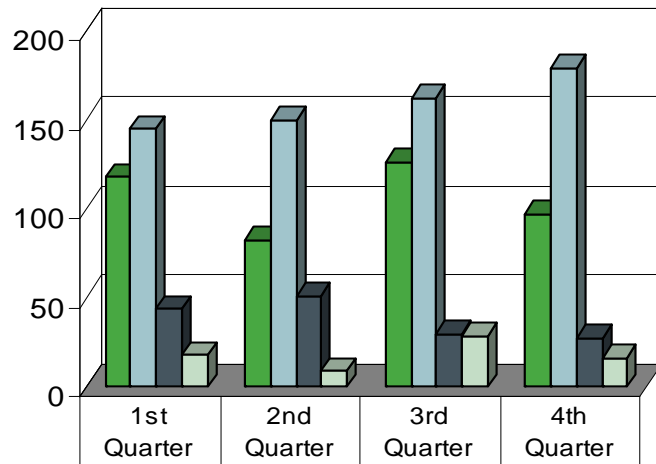
	1st Quarter	2nd Quarter	3rd Quarter	4th Quarter
Requests received for services	73	56	40	20
Onsite visits conducted	166	152	86	73
Consultation inquiries	487	315	154	148
Average number of days from initial visit to case closed	38	37	56	32

Safety and Health Unit Report-2010



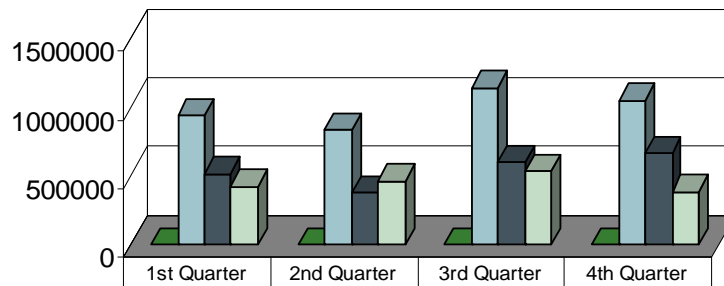
	1st Quarter	2nd Quarter	3rd Quarter	4th Quarter
Onsite visits and inspections	164	173	153	160
Clients assisted	3,887	4,396	2,754	4,038

Medical Services Unit Report-2010



■ Disputed medical reimbursement	118	83	126	97
■ Independent medical examinations (IME)	145	150	162	179
■ Utilization review requests	44	51	30	28
■ Special reimbursement consideration appeal request (outlier)	18	9	29	16

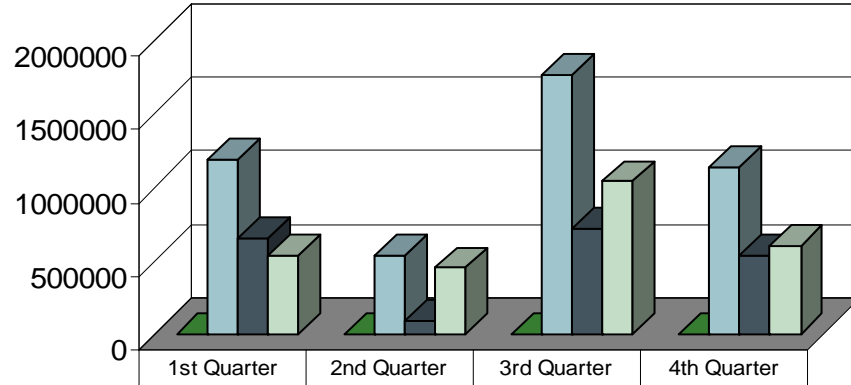
Disputed Medical Reimbursements Report-2010



■ Number of disputed claims	118	83	126	97
■ Billed amounts	\$940,127.00	\$838,268.70	\$1,140,881.22	\$1,049,977.00
■ Recommended reimbursements *	\$515,003.00	\$377,722.53	\$603,465.75	\$666,366.00
■ Estimated savings	\$425,124.00	\$460,546.17	\$537,415.27	\$383,611.00

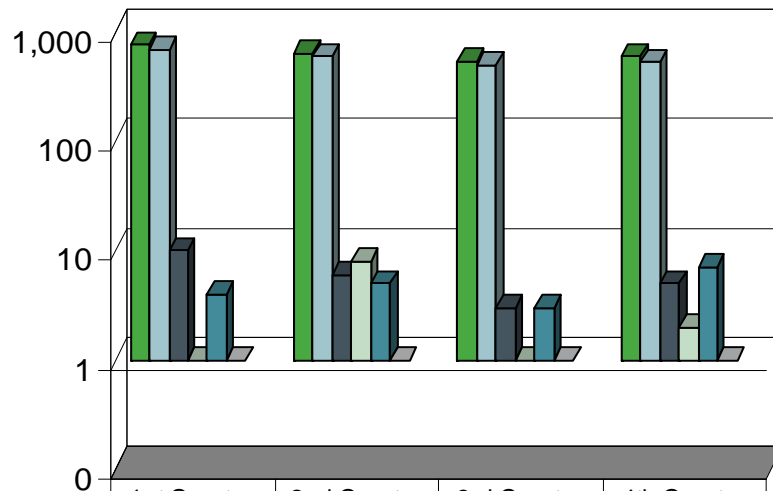
* 1st quarter data has been amended

Hospital Outlier (Special Reimbursement) Report-2010



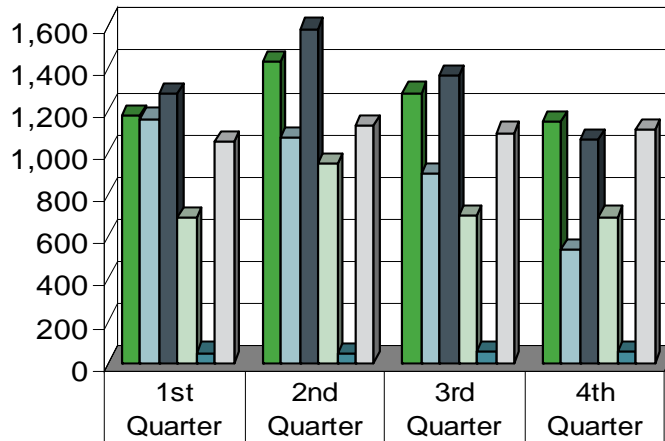
	1st Quarter	2nd Quarter	3rd Quarter	4th Quarter
Number of disputed claims	18	9	29	16
Billed amounts	\$1,189,573.00	\$539,298.00	\$1,762,117.25	\$1,140,407.00
Recommended reimbursements	\$651,809.00	\$89,670.00	\$723,539.00	\$533,856.00
Estimated savings	\$537,764.00	\$449,628.00	\$1,038,578.25	\$606,551.00

Fraud Claims Unit Report-2010



	1st Quarter	2nd Quarter	3rd Quarter	4th Quarter
Investigations initiated	759	633	539	593
Investigations completed	681	597	495	525
Referrals for prosecution	10	6	3	5
Arrests/prosecutions	1	8	0	2
Referrals for U. I. Fraud	4	5	3	7
Conviction	0	1	0	1
% of investigations completed within 30 days	90%	94%	92%	89%

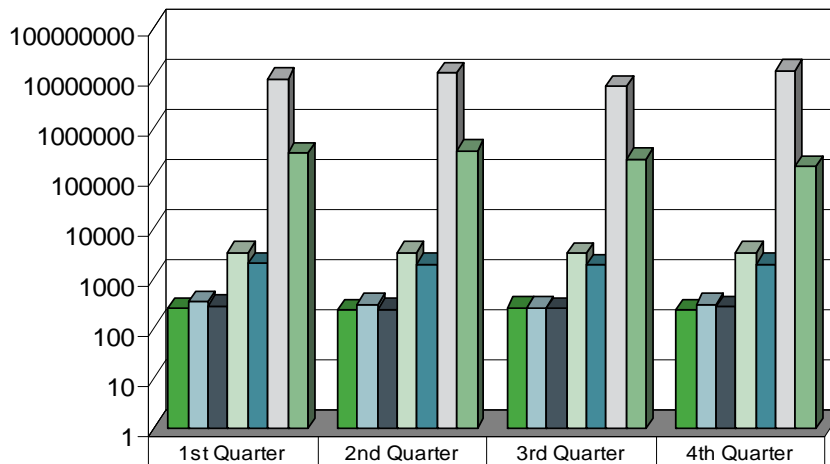
Hearing Unit Report-2010



	1st Quarter	2nd Quarter	3rd Quarter	4th Quarter
Disputed claims filed *	1,175	1,434	1,286	1,150
Mediations held *	1,162	1,075	899	538
Disputes resolved before pre-trial *	1,278	1,590	1,369	1,065
Trials held *	691	946	702	696
Appeals filed *	48	41	51	52
Approved settlements *	1,055	1,125	1,096	1,106

* 1st quarter has been amended

Second Injury Fund Unit Report-2010



	1st Quarter	2nd Quarter	3rd Quarter	4th Quarter
Claims received	253	235	259	234
Claims closed	340	308	256	297
Decisions rendered	277	243	247	268
Claims pending	3,222	3,250	3,198	3,281
Claims with ongoing reimbursements	1,964	1,917	1,867	1,888
Total amount reimbursed to carriers and self-insurers	\$9,804,798	\$12,540,996	\$6,814,685	\$14,529,817
Total administrative costs	\$322,254	\$353,083	\$238,726	\$171,756