

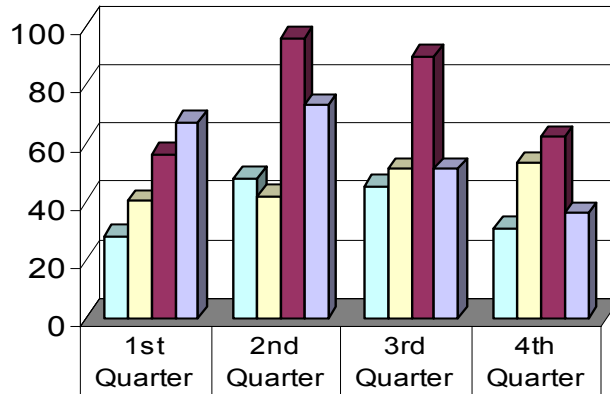
AN OVERVIEW OF OWCA SECTION'S ACTIVITY-2008

The OWCA's fourth quarter activity report for 2008 is now available for customers to access.

1. Consultation Unit Report
2. Safety and Health Unit Report
3. Medical Services Unit Report
4. Disputed Medical Reimbursements Report
5. Hospital Outlier Special Reimbursement Report
6. Fraud Claims Unit Report
7. Hearing Unit Report
8. Second Injury Fund Unit Report

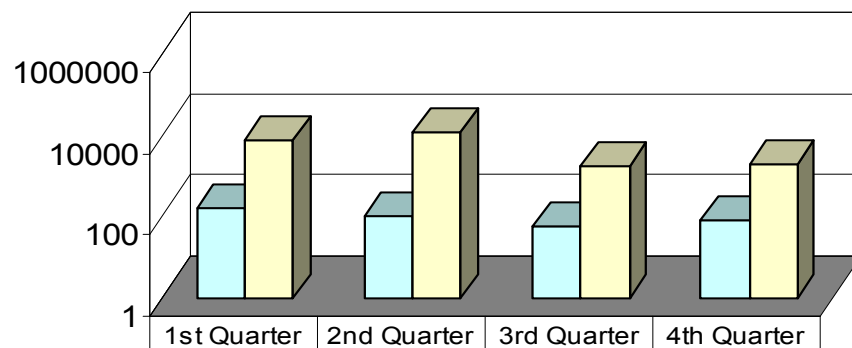
If you have questions about the information contained in this report, please contact ldupuy@lwc.la.gov.

Consultation Unit Report-2008



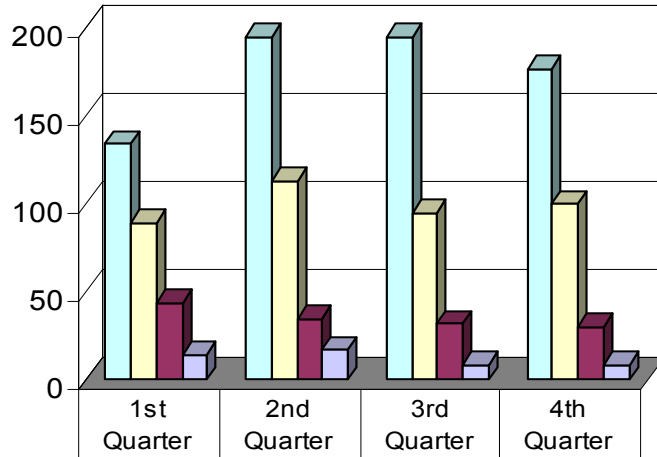
	1st Quarter	2nd Quarter	3rd Quarter	4th Quarter
Requests received for services	28	48	45	31
Onsite visits conducted	40	42	51	53
Consultation inquiries	56	96	90	62
Average number of days from initial visit to case closed	67	73	51	36

Safety and Health Unit Report-2008



	1st Quarter	2nd Quarter	3rd Quarter	4th Quarter
Facility onsite inspections	166	106	61	80
Clients assisted	7,495	12,087	1,786	1,991

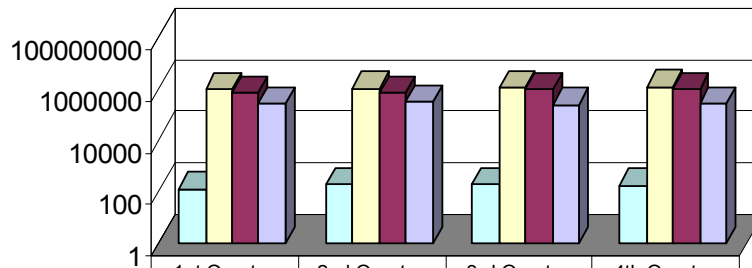
Medical Services Unit Report-2008



Disputed medical reimbursement	134	195	195	177
Independent medical examinations (IME)	89	113	95	100
Utilization review requests	44	35	32	30
Special reimbursement consideration appeal request (outlier)	14	17	9	9

Independent medical examinations (IME) for the 2nd quarter have been amended.
 Disputed medical reimbursements for the 2nd and 3rd quarters have been amended.
 Special reimbursement consideration appeal request (outlier) for the 3rd quarter has been amended.

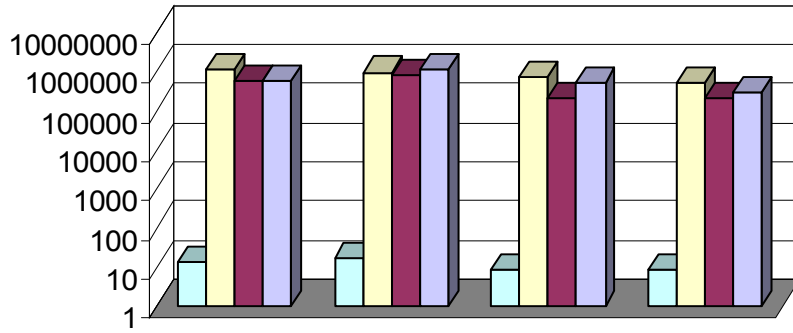
Disputed Medical Reimbursements Report-2008



Number of disputed claims	134	195	195	179
Billed amounts	\$1,000,011.00	\$1,033,139.00	\$1,195,517.00	\$1,239,266.54
Recommended reimbursements	\$718,807.00	\$701,630.00	\$935,952.00	\$982,297.79
Estimated savings	\$281,204.00	\$331,509.00	\$251,375.00	\$256,968.80

Recommended reimbursements and Estimated savings for the 2nd quarter have been amended.
 Number of disputed claims and Billed amounts for the 2nd and 3rd quarters have been amended.

Hospital Outlier (Special Reimbursement) Report-2008

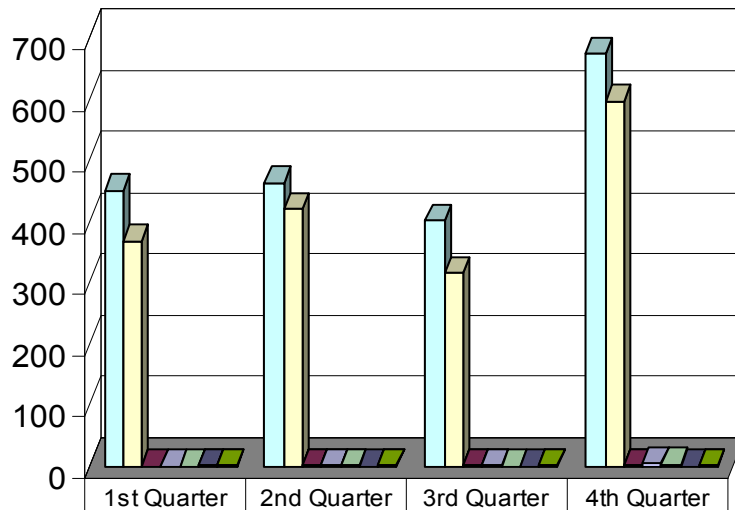


	1st Quarter	2nd Quarter	3rd Quarter	4th Quarter
Number of disputed claims	14	17	9	9
Billed amounts	\$1,135,814.00	\$943,193.00	\$693,555.00	\$507,379.00
Recommended reimbursements	\$591,424.00	\$798,820.00	\$199,148.00	\$204,314.00
Estimated savings	\$544,390.00	\$1,120,653.00	\$494,407.00	\$303,065.00

Billed amounts for the 2nd quarter have been amended.

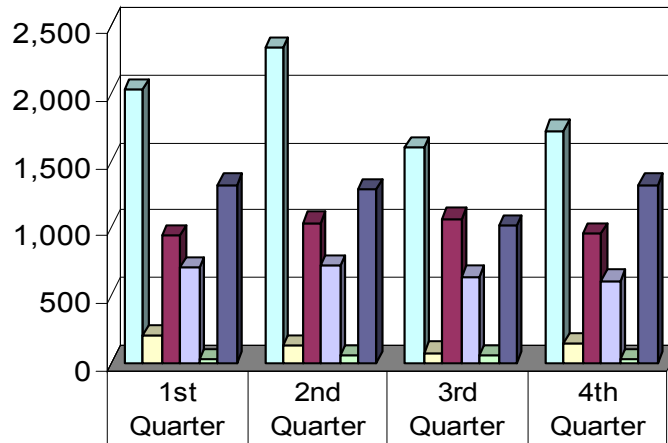
Number of disputed claims for the 3rd quarter have been amended.

Fraud Claims Unit Report-2008



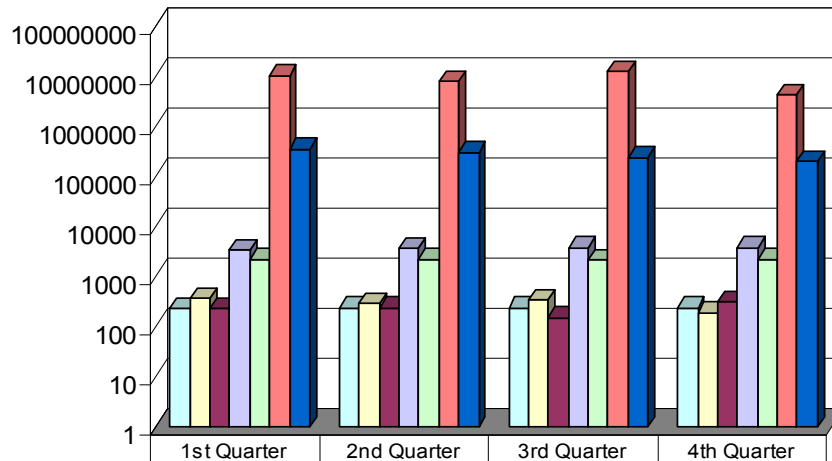
	1st Quarter	2nd Quarter	3rd Quarter	4th Quarter
Investigations initiated	450	462	401	674
Investigations completed	367	420	316	595
Referrals for prosecution	0	1	1	2
Arrests/prosecutions	0	1	1	4
Referrals for U. I. Fraud	0	1	0	3
Conviction	1	0	0	0
% of investigations completed within 30 days	82%	91%	79%	88%

Hearing Unit Report-2008



Disputed claims filed	2,027	2,338	1,599	1,727
Mediations held	202	132	75	145
Disputes resolved before pre-trial	950	1,042	1,071	956
Trials held	703	719	641	610
Appeals filed	27	54	53	26
Approved settlements	1,323	1,290	1,024	1,323

Second Injury Fund Unit Report-2008



Claims received	232	241	239	245
Claims closed	372	291	337	192
Decisions rendered	233	240	154	320
Claims pending	3,463	3,645	3,798	3,902
Claims with ongoing reimbursements	2,279	2,209	2,148	2,243
Total amount reimbursed to carriers and self-insurers	\$10,518,840	\$8,058,159	\$12,594,609	\$4,265,698
Total administrative costs	\$349,726	\$311,524	\$242,286	\$202,277