

# Thanksgiving

November 2008

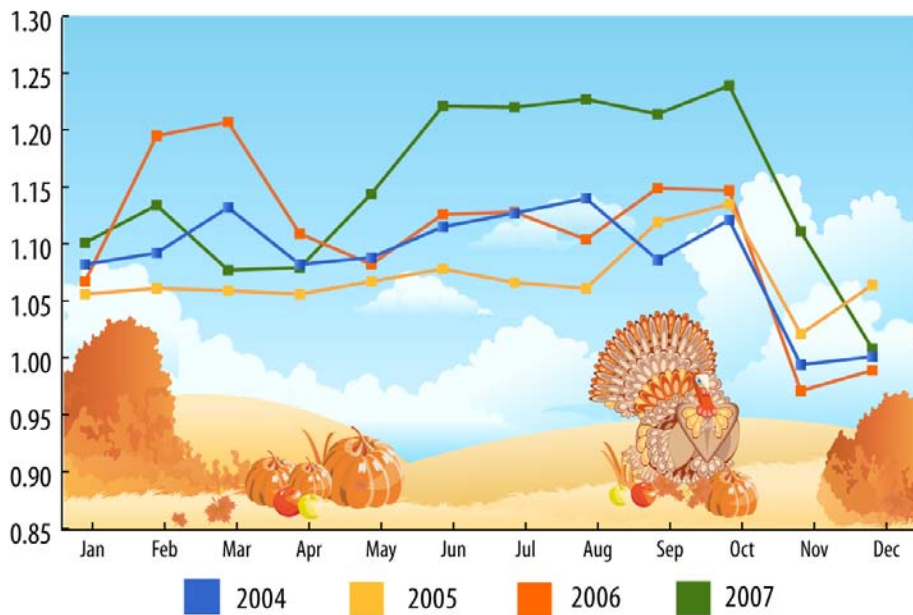
What activities do you have planned for this Thanksgiving? Perhaps cooking and enjoying a meal with family or friends, playing sports or watching sports on television, doing volunteer work, or shopping? Here's a look at some BLS data behind those Thanksgiving scenes.

## Bringing Home the Turkey

On many American tables the focal point of the Thanksgiving dinner is a roast turkey. In recent years, turkey — which stores often promote as a sale item for Thanksgiving and the holiday season — has usually been less expensive during November and December than in other months.

### Turkey for Dinner

Average price per pound of whole, frozen turkey in U.S. cities, 2004-2007



Source: U.S. Bureau of Labor Statistics

www.bls.gov

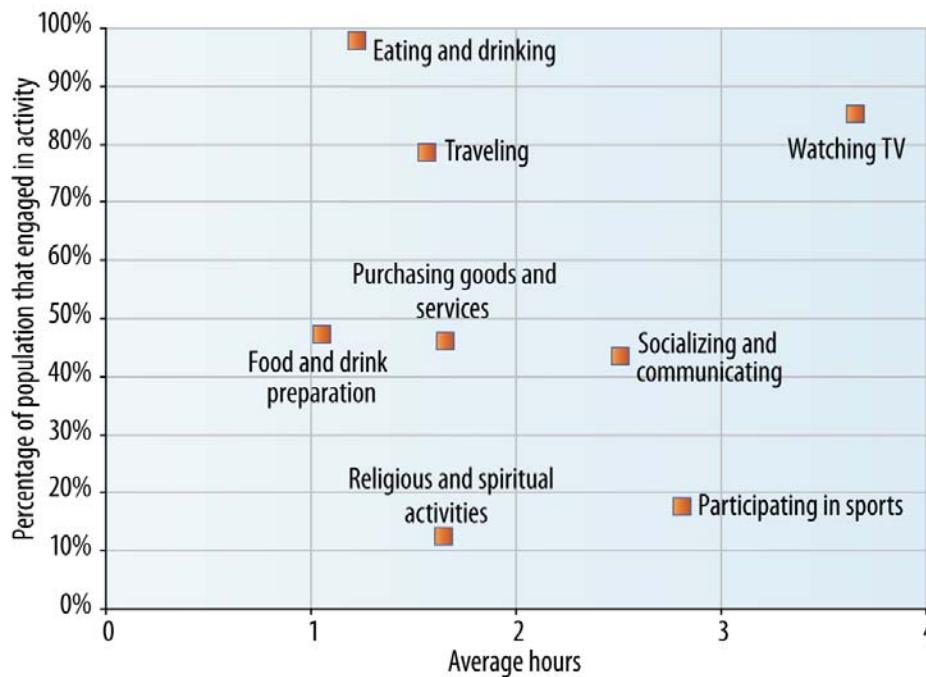
Source: Consumer Price Index

## How We Will Spend Our Time

Preparing and eating food and watching television are common activities on Thanksgiving and over the entire holiday weekend. On Thanksgiving holiday weekends between 2003 and 2007, Americans who prepared meals spent an average of 1.1 hours per day doing so, while eating and drinking occupied 1.2 hours per day. Those who watched television spent an average of 3.7 hours per day in front of the TV.

### How Americans Spend Time During Thanksgiving Weekend

Average hours spent per day on selected activities by participants and percentage that engaged in that activity, Thanksgiving weekend 2003-2007



Source: U.S. Bureau of Labor Statistics

www.bls.gov

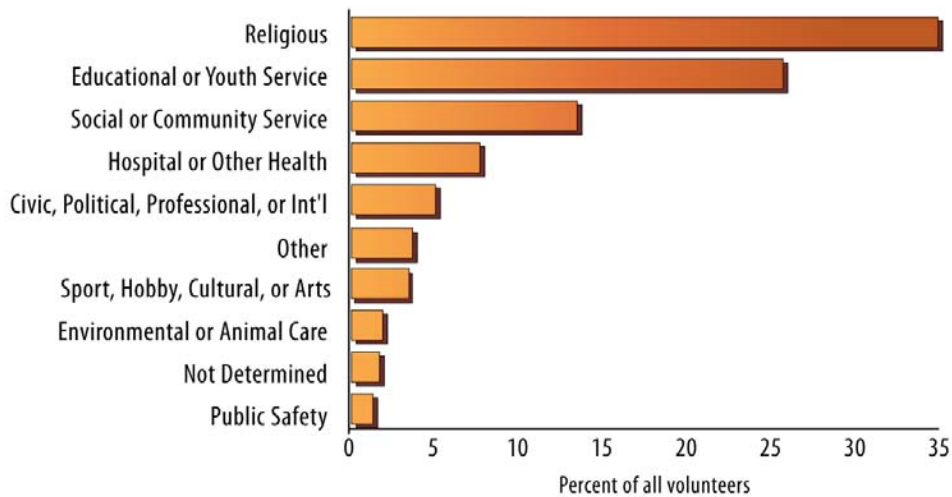
*Source: American Time Use Survey*

## Volunteers

Some Americans volunteer on holidays such as Thanksgiving. Americans who did volunteer work at any time in 2007 were most likely to be affiliated with a religious or educational or youth service organization.

### Americans Volunteer

Volunteers by type of main organization, September 2007



Source: U.S. Bureau of Labor Statistics

www.bls.gov

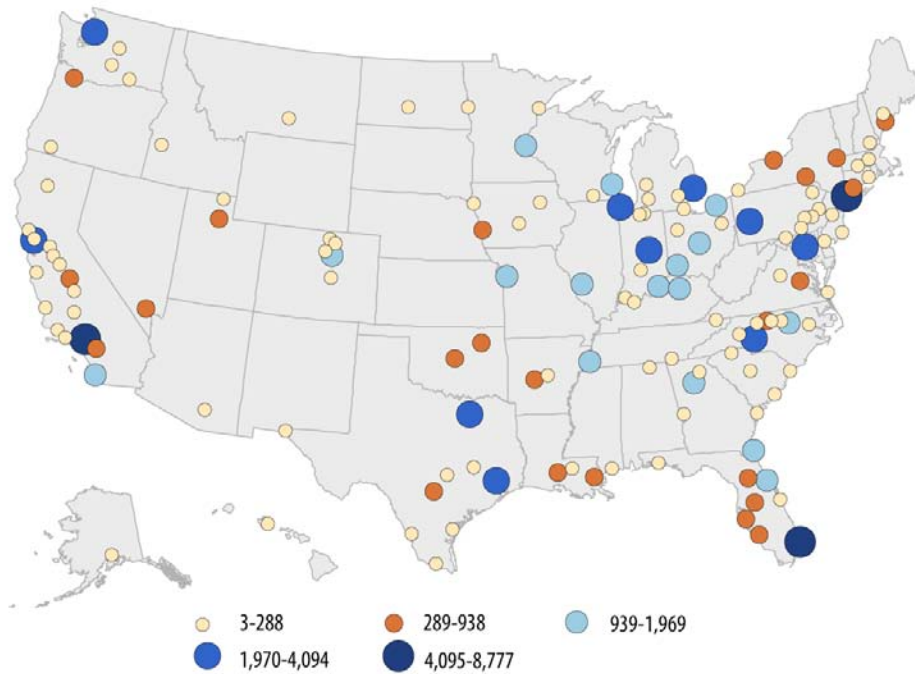
*Source: Current Population Survey*

## Thanksgiving Means Football

For many, Thanksgiving is about watching sports on television. Considering the millions of people who watch spectator sports, it's interesting to note how few employees —athletes, coaches, referees, food preparers, cashiers, and others — work in the spectator sports industry. Nationwide, there were about 135,000 jobs in the spectator sports industry in 2007; this is about one-tenth of one percent of total private industry employment. The nation's largest metropolitan areas generally have the most employees in spectator sports.

### Spectator Sports Employment

Spectator Sports Employment by Metropolitan Area, 2007 Annual Averages



Source: U.S. Bureau of Labor Statistics

www.bls.gov

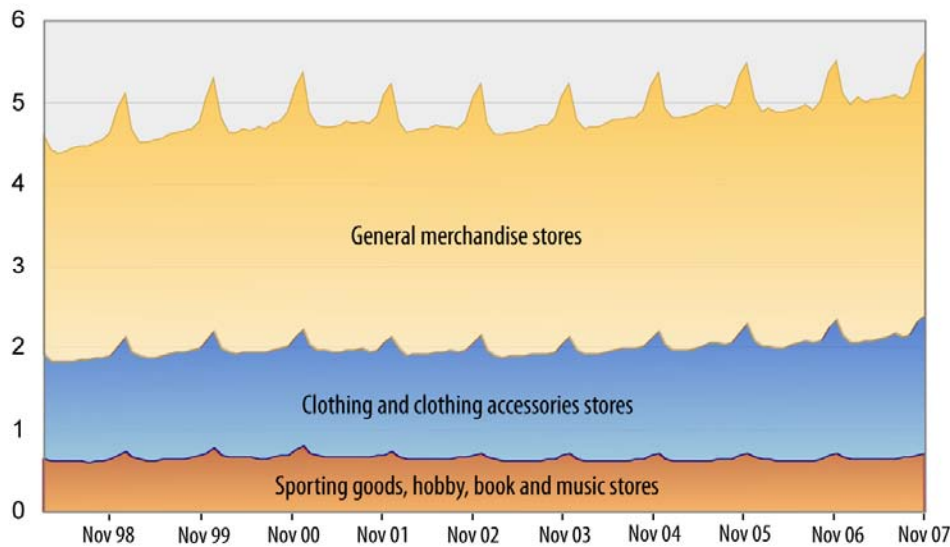
*Source: Quarterly Census of Employment and Wages*

## Holiday Shopping Season = More Jobs

The day after Thanksgiving is the traditional start of the holiday shopping season and has been hailed as one of the busiest shopping days of the year. While many Americans shop, others work in temporary jobs during the holiday season. In a pattern that is seen year after year, many retail trade industries hire additional seasonal employees beginning in November.

### Store Employment Jumps In November and December

Monthly employment in stores, 1998-2007, not seasonally adjusted, in millions



Source: U.S. Bureau of Labor Statistics

www.bls.gov

*Source: Current Employment Statistics*

## More Info

### **General Information**

For more information, please call (202) 691-5200.

### **Media Contact**

The news media can contact the BLS Press Officer at (202) 691-5902.

*Note: Data in text, charts and tables are the latest available at the time of publication.*