

# African American History Month

*February 2009*

African American History Month, also called Black History Month, has been observed since the nation's bicentennial in 1976 as a way to recall and commemorate the achievements and history of Americans of African descent. Its origins are found in what was originally known as Negro History Week, established in the 1920s through the efforts of Dr. Carter G. Woodson and other African American scholars and observed during the second week of February to coincide with the birthdays of Frederick Douglass and Abraham Lincoln. Presented here are BLS data that provide an economic snapshot of African Americans in the United States today.

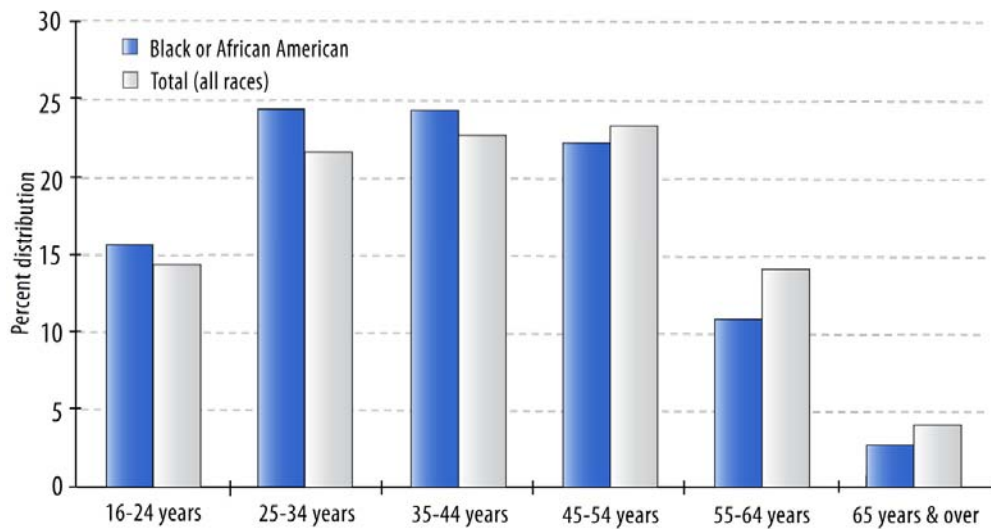


## African Americans in the Labor Force

In 2008, there were 17.7 million African Americans in the labor force — accounting for 11 percent of all Americans aged 16 years and older who were employed or looking for work. The African American labor force is younger than the total labor force; 64 percent of African American labor force participants are under the age of 45, compared with 59 percent of all labor force participants.

### African Americans in the Labor Force

Percent distribution of black or African American labor force and total labor force by age, 2008



Source: U.S. Bureau of Labor Statistics

www.bls.gov

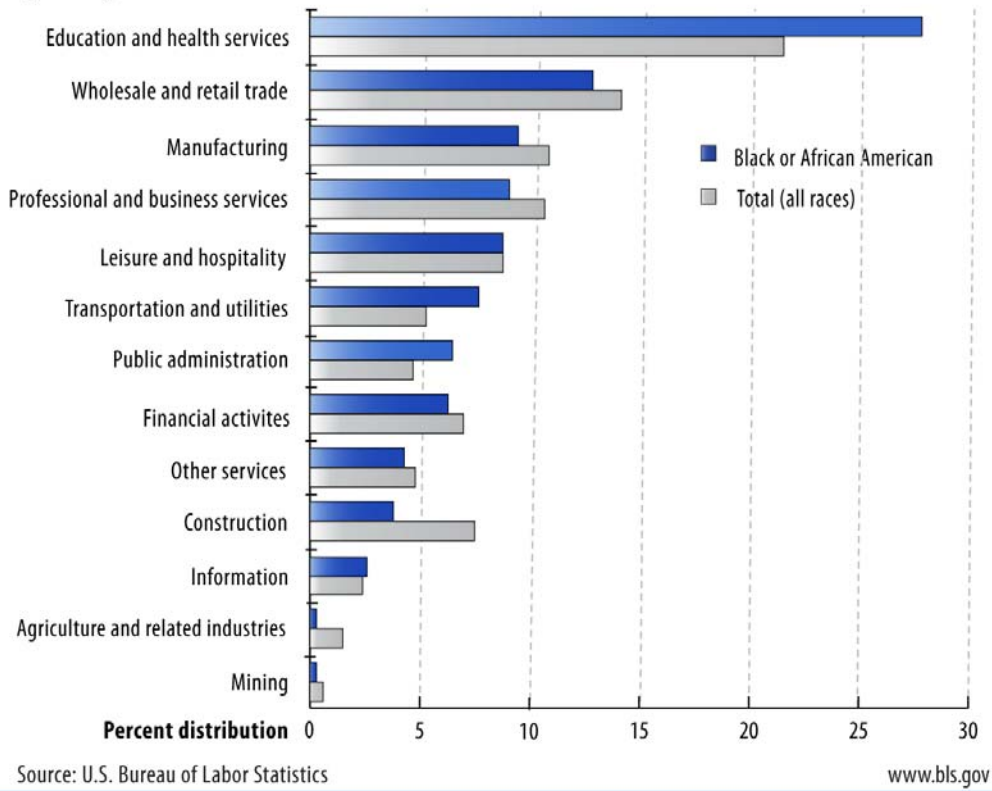
*Source: Current Population Survey*

## Employment by Industry

Of those African Americans in the labor force, about 16 million were employed in 2008. More worked in the education and health services sector than in any other industry sector. In 2008, there were about 4.5 million African Americans — more than 1 in 4 of employed African Americans — working in education and health services. Among all employed persons in the United States, just over 1 in 5 was in education and health services.

### Employment by Industry

Percent distribution of black or African American employed persons and total employed persons, 16 years and over, by industry, 2008



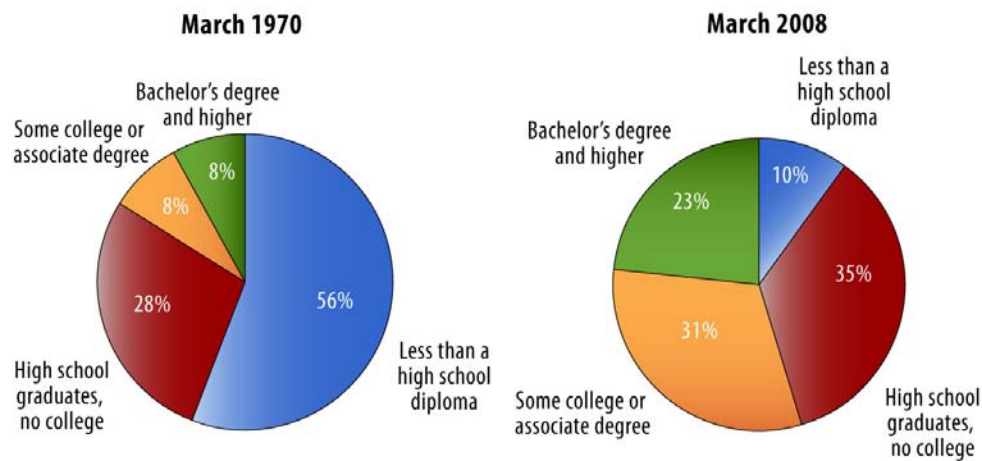
Source: Current Population Survey

## Educational Attainment

More than half of the African Americans in the labor force in 1970 had less than a high school diploma. By 2008, that figure had declined dramatically to about one in ten. Just as notable was the increase in those with education beyond the high school level — from 16 percent of the African American labor force in 1970 to 54 percent in 2008.

### Educational Attainment

Educational attainment of blacks or African Americans in the labor force, 25 to 64 years, March 1970 and March 2008



Source: U.S. Bureau of Labor Statistics

www.bls.gov

Source: Current Population Survey

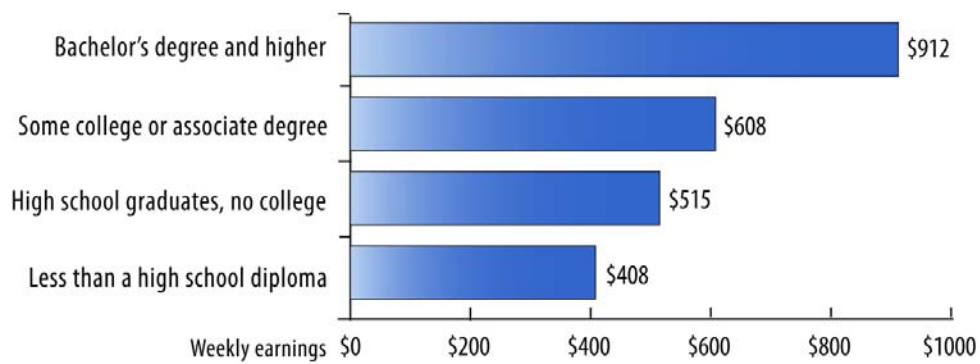
*NOTE: Data for 1970 refer to the black and other races group; data for 2008 refer to persons who are black or African American only. Since 1992, data on educational attainment have been based on the "highest diploma or degree received," rather than the "number of years of school completed." Percents may not sum to 100 due to rounding.*

## More School, More Earnings

Higher education leads to higher earnings. African American college graduates earn more than twice as much as those with less than a high school diploma.

### More School, More Earnings

Median usual weekly earnings of black or African American full-time wage and salary workers 25 years and over by educational attainment, 2008



Source: U.S. Bureau of Labor Statistics

www.bls.gov

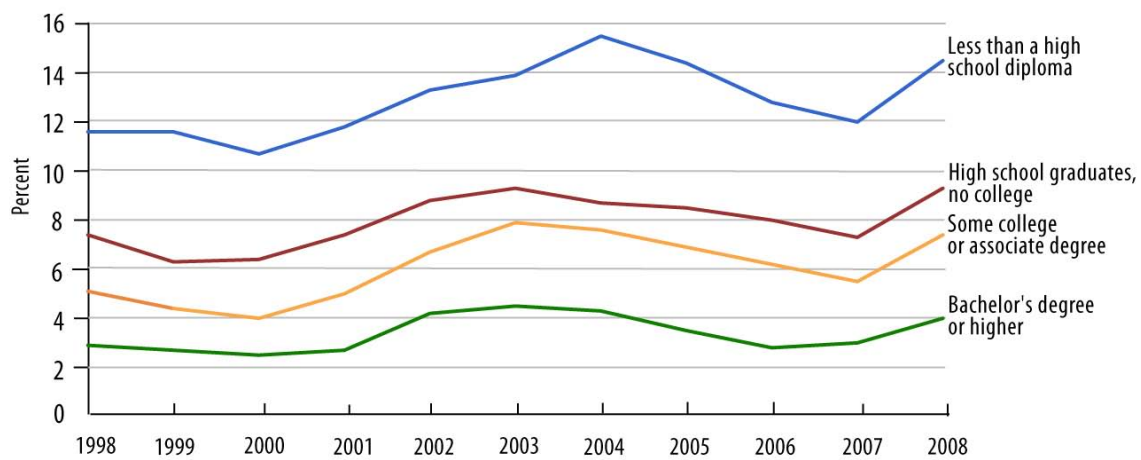
*Source: Current Population Survey*

## Additional Education, Less Unemployment

Unemployment rates fall as educational attainment increases. In 2008, the unemployment rate for African Americans 25 years and over without a high school diploma was over 14 percent, while the jobless rate for college graduates was 4 percent. This pattern has persisted over time.

### Additional Education, Less Unemployment

Unemployment rates of blacks or African Americans age 25 years and over by educational attainment, 1998-2008



Source: U.S. Bureau of Labor Statistics

www.bls.gov

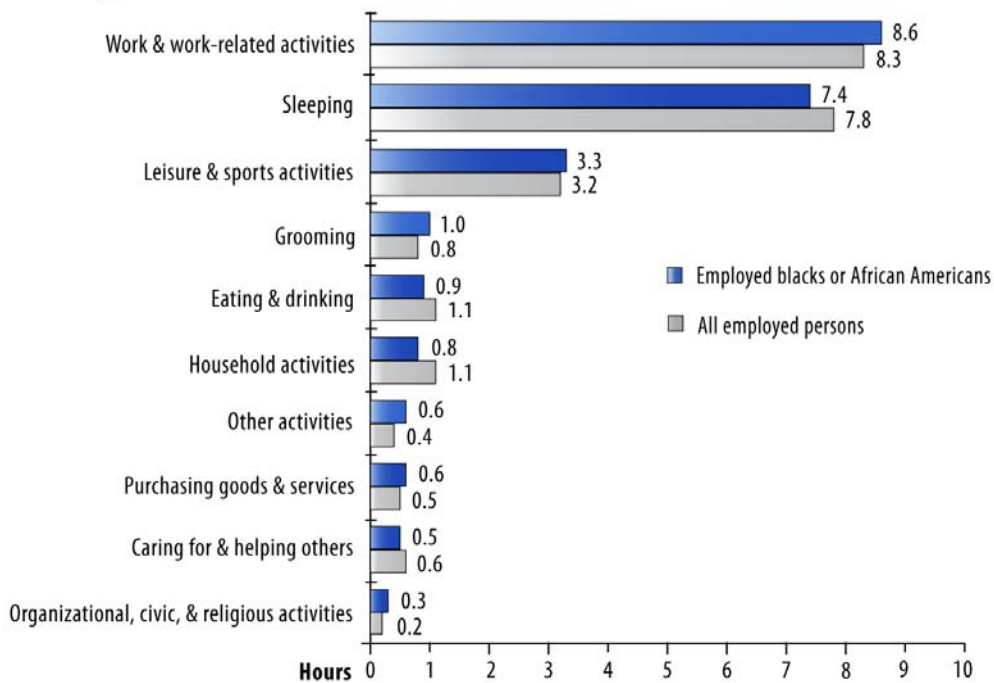
Source: Current Population Survey

## Time Use

There is more to life than work; the American Time Use Survey measures the amount of time devoted each day to various activities. The chart below shows how employed African Americans and employed persons in the total U.S. population spend time on an average workday.

### Time Use

Average time use of employed blacks or African Americans and all employed persons, 18 years and over, on workdays, 2007



Source: U.S. Bureau of Labor Statistics

www.bls.gov

Source: American Time Use Survey

## More Info

### **General Information**

For more information, please call (202) 691-5200.

### **Media Contact**

The news media can contact the BLS Press Officer at (202) 691-5902.

*Note: Data in text, charts and tables are the latest available at the time of publication.*