

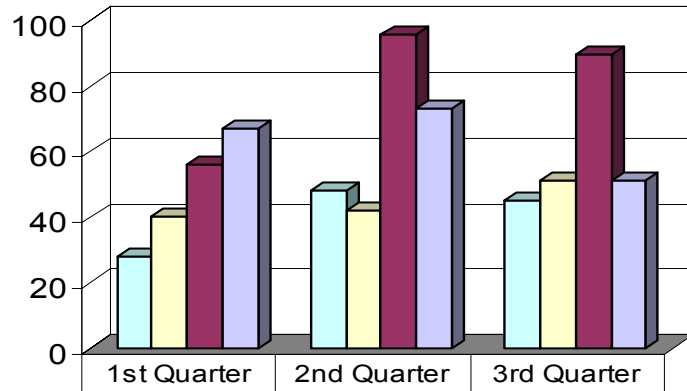
## **AN OVERVIEW OF OWCA SECTION'S ACTIVITY-2008**

The OWCA's third quarter activity report for 2008 is now available for customers to access.

1. Consultation Unit Report
2. Safety and Health Unit Report
3. Medical Services Unit Report
4. Disputed Medical Reimbursements Report
5. Hospital Outlier Special Reimbursement Report
6. Fraud Claims Unit Report
7. Hearing Unit Report
8. Second Injury Fund Unit Report

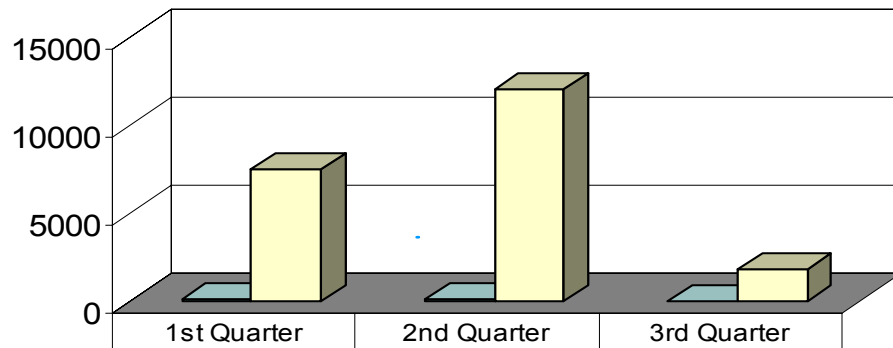
If you have questions about the information contained in this report, please contact [ldupuy@ldol.state.la.us](mailto:ldupuy@ldol.state.la.us).

### Consultation Unit Report-2008



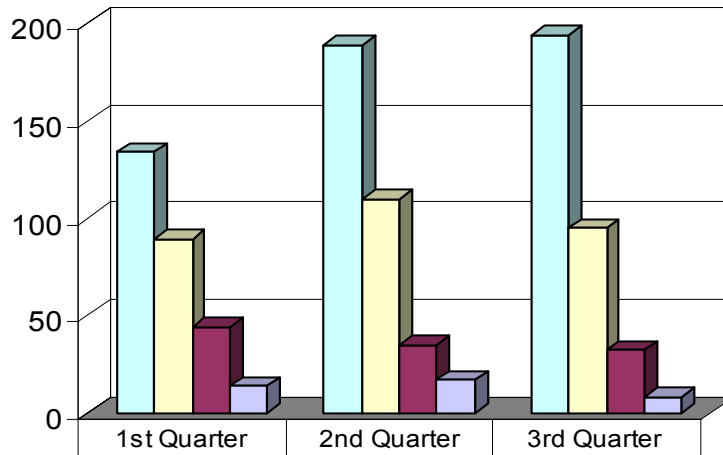
	1st Quarter	2nd Quarter	3rd Quarter
Requests received for services	28	48	45
Onsite visits conducted	40	42	51
Consultation inquiries	56	96	90
Average number of days from initial visit to case closed	67	73	51

### Safety and Health Unit Report-2008



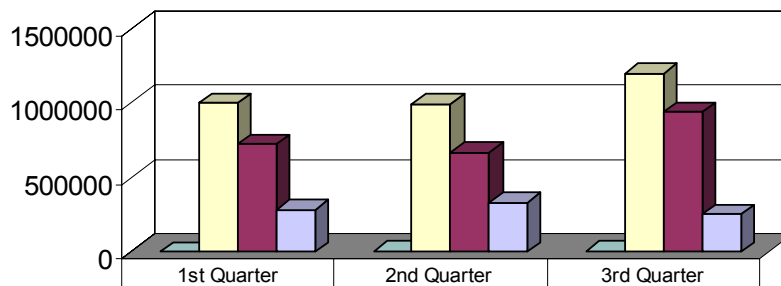
	1st Quarter	2nd Quarter	3rd Quarter
Facility onsite inspections	166	106	61
Clients assisted	7,495	12,087	1,786

### Medical Services Unit Report-2008



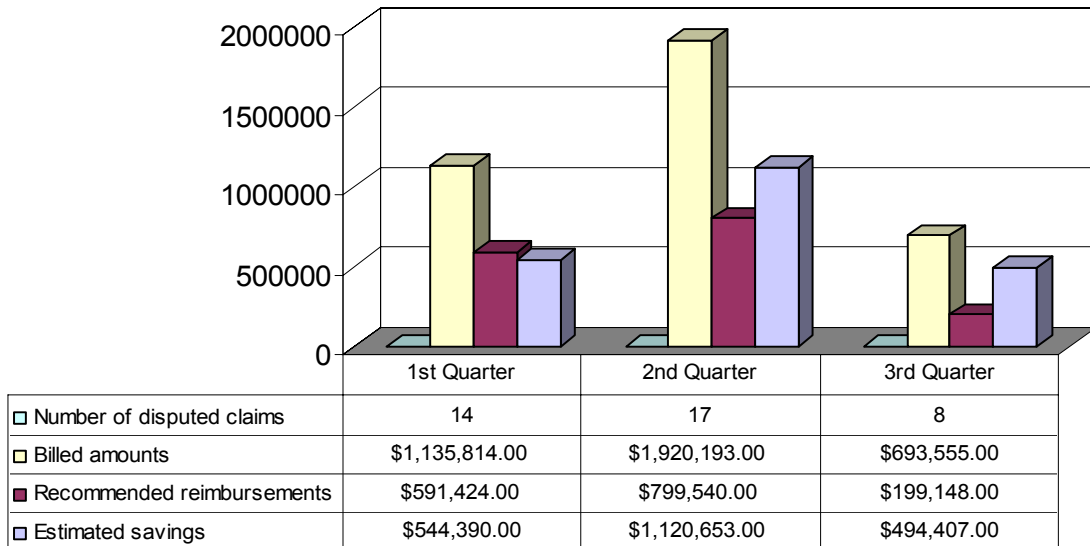
Disputed medical reimbursement	134	189	194
Independent medical examinations (IME)	89	110	95
Utilization review requests	44	35	32
Special reimbursement consideration appeal request (outlier)	14	17	8

### Disputed Medical Reimbursements Report-2008

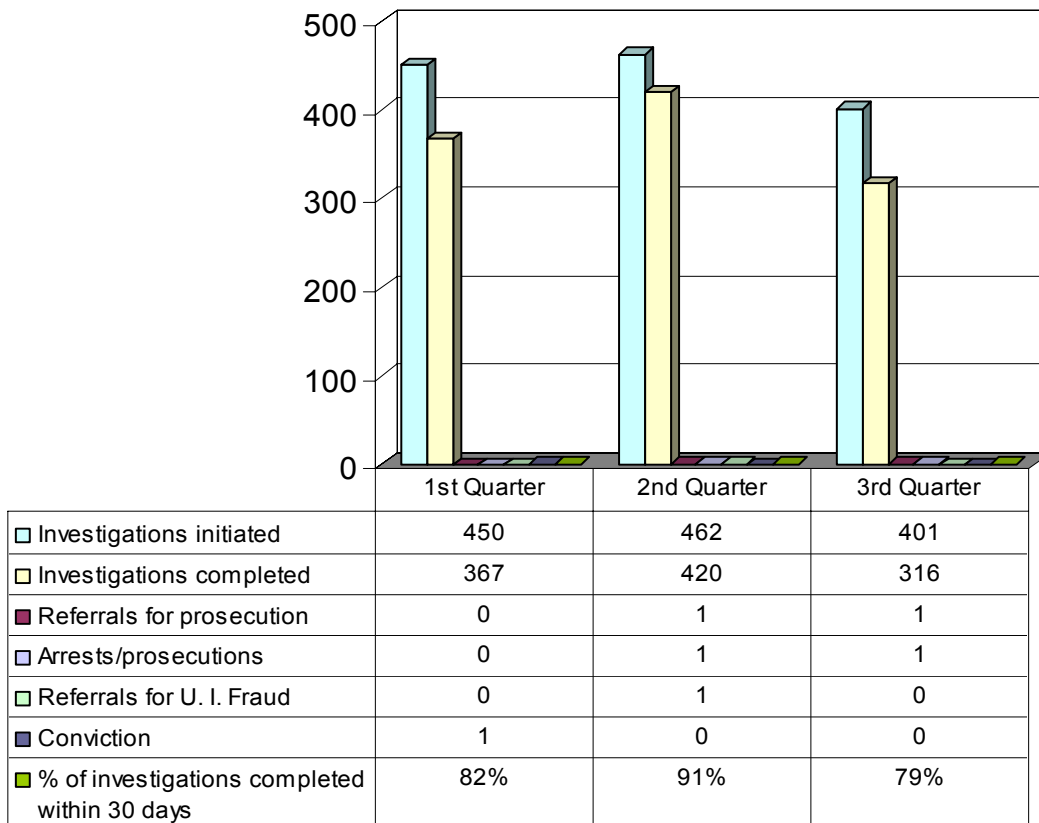


Number of disputed claims	134	189	194
Billed amounts	\$1,000,011.00	\$991,207.00	\$1,195,517.00
Recommended reimbursements	\$718,807.00	\$663,892.00	\$935,952.00
Estimated savings	\$281,204.00	\$327,315.00	\$251,375.00

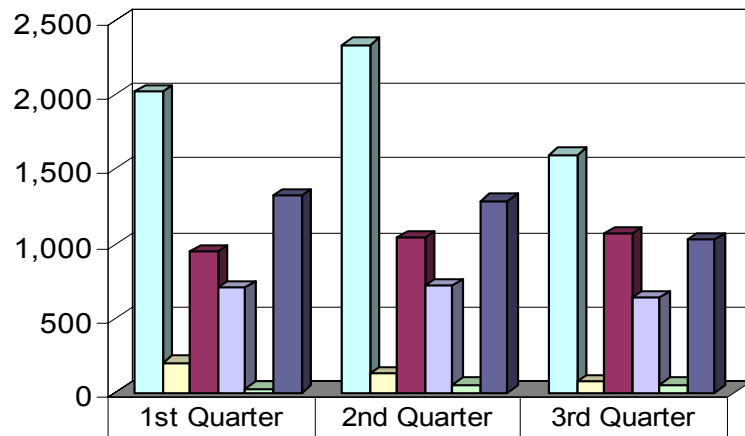
### Hospital Outlier (Special Reimbursement) Report-2008



### Fraud Claims Unit Report-2008

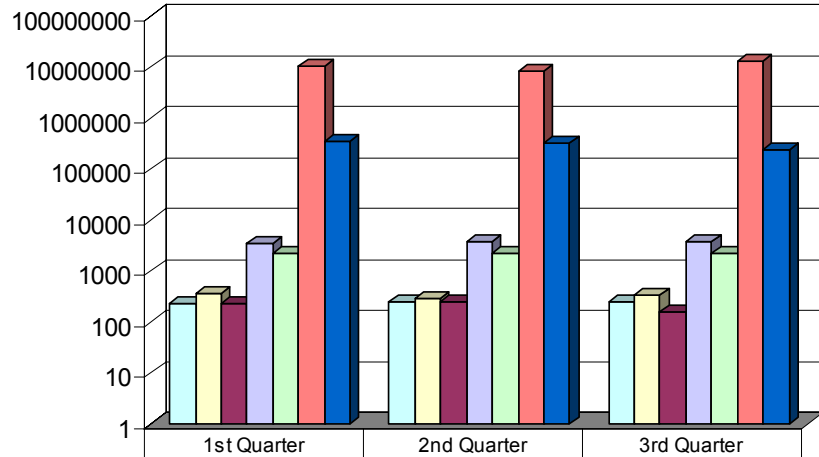


## Hearing Unit Report-2008



	1st Quarter	2nd Quarter	3rd Quarter
Disputed claims filed	2,027	2,338	1,599
Mediations held	202	132	75
Disputes resolved before pre-trial	950	1,042	1,071
Trials held	703	719	641
Appeals filed	27	54	53
Approved settlements	1,323	1,290	1,024

### Second Injury Fund Unit Report-2008



	1st Quarter	2nd Quarter	3rd Quarter
Claims received	232	241	239
Claims closed	372	291	337
Decisions rendered	233	240	154
Claims pending	3,463	3,645	3,798
Claims with ongoing reimbursements	2,279	2,209	2,148
Total amount reimbursed to carriers and self-insurers	\$10,518,840	\$8,058,159	\$12,594,609
Total administrative costs	\$349,726	\$311,524	\$242,286