

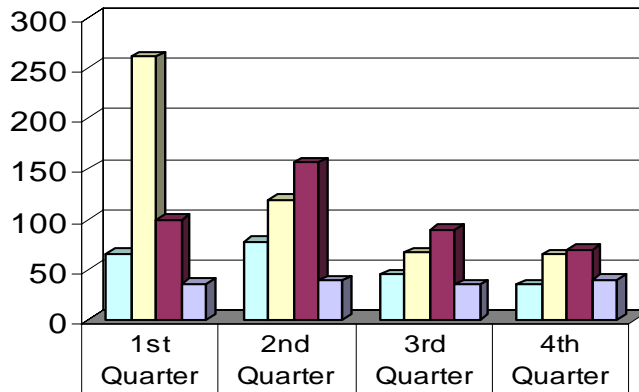
AN OVERVIEW OF OWCA SECTION'S ACTIVITY-2007

The OWCA's fourth quarter activity report for 2007 is now available for customers to access.

1. Consultation Unit Report
2. Safety and Health Unit Report
3. Medical Services Unit Report
4. Disputed Medical Reimbursements Report
5. Hospital Outlier Special Reimbursement Report
6. Fraud Claims Unit Report
7. Hearing Unit Report
8. Second Injury Fund Unit Report

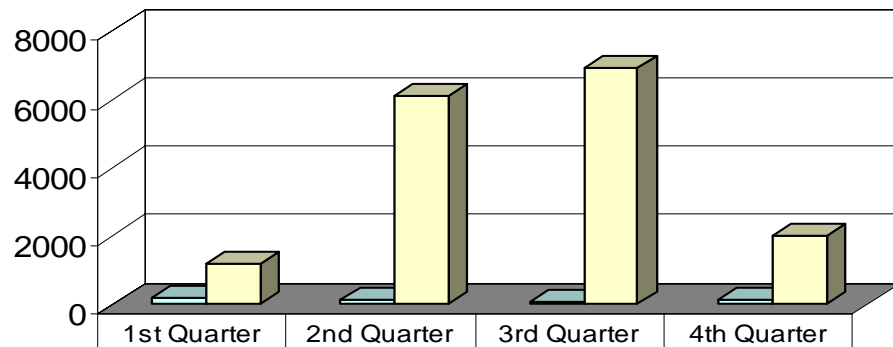
If you have questions about the information contained in this report, please contact ldupuy@ldol.state.la.us.

Consultation Unit Report-2007



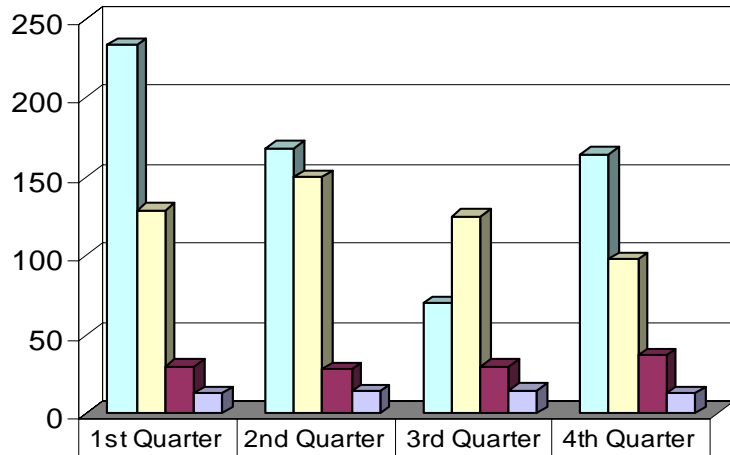
	1st Quarter	2nd Quarter	3rd Quarter	4th Quarter
Requests received for services	66	78	45	35
Onsite visits conducted	261	119	67	65
Consultation inquiries	99	156	90	70
Average number of days from initial visit to case closed	36	39	35	40

Safety and Health Unit Report-2007



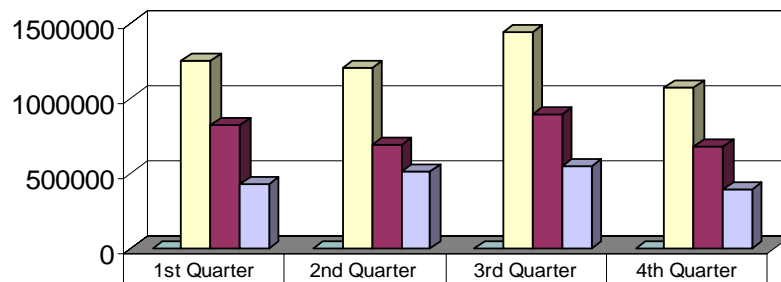
	1st Quarter	2nd Quarter	3rd Quarter	4th Quarter
Facility onsite inspections	213	158	63	156
Clients assisted	1,211	6,086	6,913	2,021

Medical Services Unit Report-2007



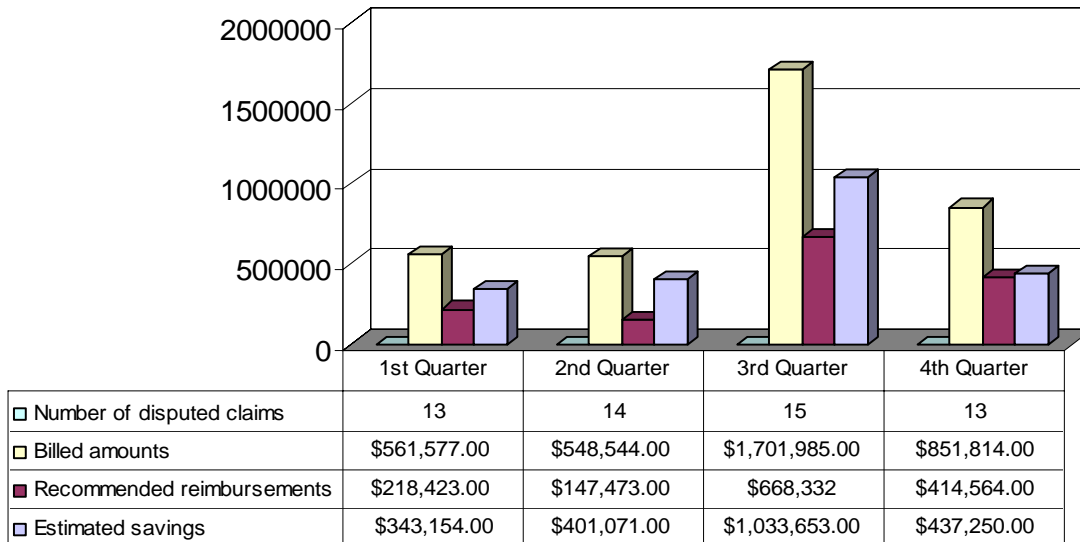
Disputed medical reimbursement	233	168	70	164
Independent medical examinations (IME)	129	150	125	98
Utilization review requests	30	28	30	37
Special reimbursement consideration appeal request (outlier)	13	14	15	13

Disputed Medical Reimbursements Report-2007

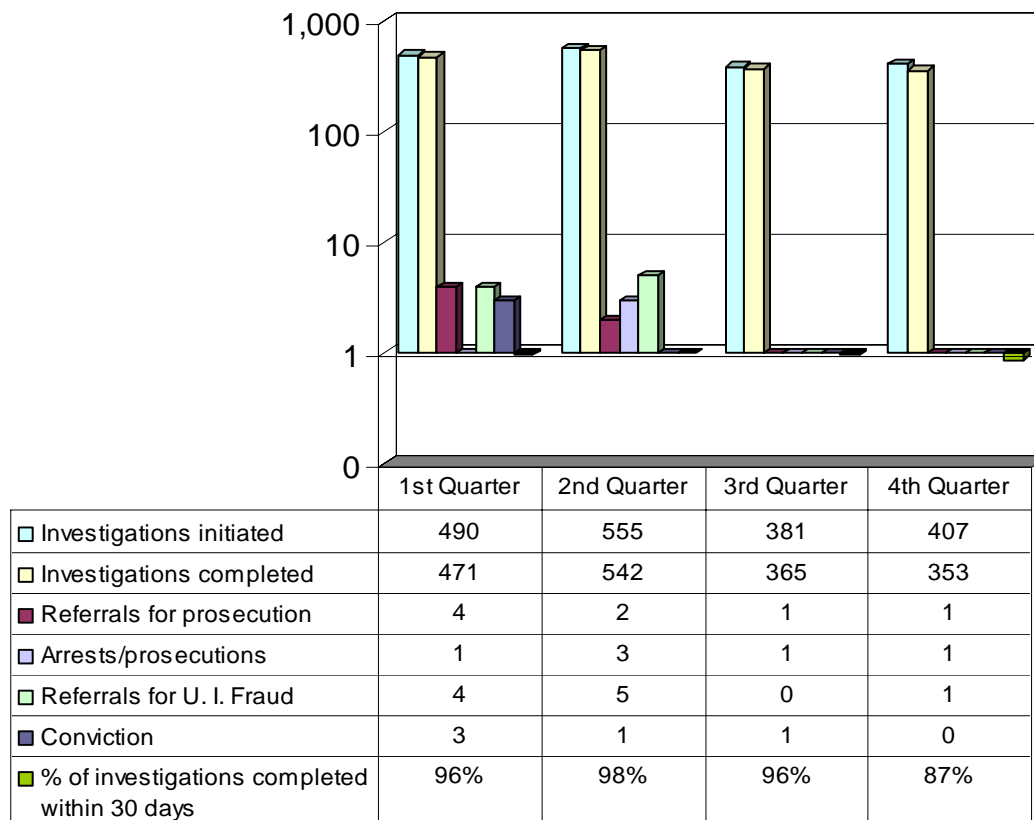


Number of disputed claims	233	168	226	164
Billed amounts	\$1,245,959.35	\$1,206,216.00	\$1,443,731.00	\$1,068,001.00
Recommended reimbursements	\$820,271.01	\$693,205.00	\$894,366.00	\$675,861.00
Estimated savings	\$425,688.34	\$513,011.00	\$549,368.00	\$392,140.00

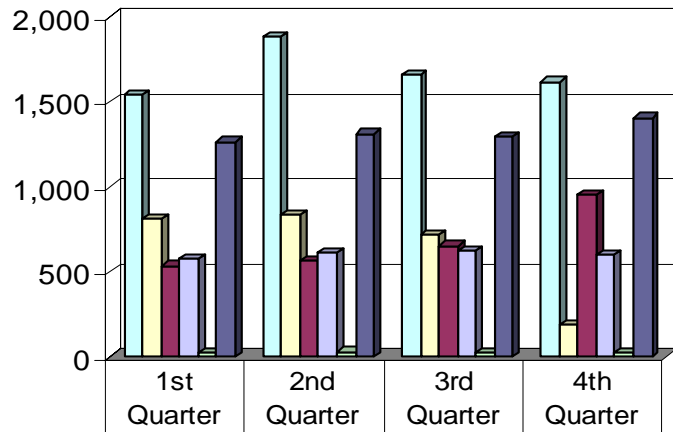
Hospital Outlier (Special Reimbursement) Report-2007



Fraud Claims Unit Report-2007

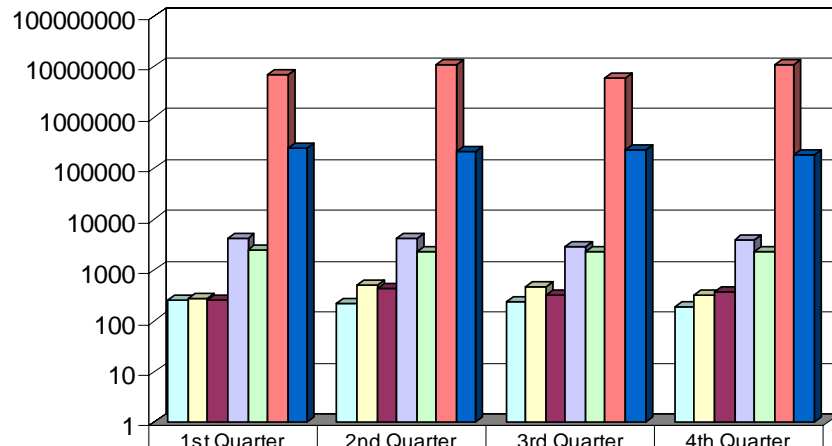


Hearing Unit Report-2007



	1st Quarter	2nd Quarter	3rd Quarter	4th Quarter
Disputed claims filed	1,539	1,889	1,664	1,620
Mediations held	810	832	720	182
Disputes resolved before pre-trial	535	564	653	951
Trials held	576	613	621	597
Appeals filed	25	26	20	18
Approved settlements	1,265	1,312	1,295	1,407

Second Injury Fund Unit Report-2007



	1st Quarter	2nd Quarter	3rd Quarter	4th Quarter
Claims received	261	225	237	185
Claims closed	272	504	457	320
Decisions rendered	252	424	325	362
Claims pending	4,328	4,121	2,842	3,851
Claims with ongoing reimbursements	2,424	2,372	2,295	2,257
Total amount reimbursed to carriers and self-insurers	\$6,774,322	\$11,128,762	\$5,962,002	\$10,594,095
Total administrative costs	\$243,169	\$213,942	\$232,427	\$182,989