

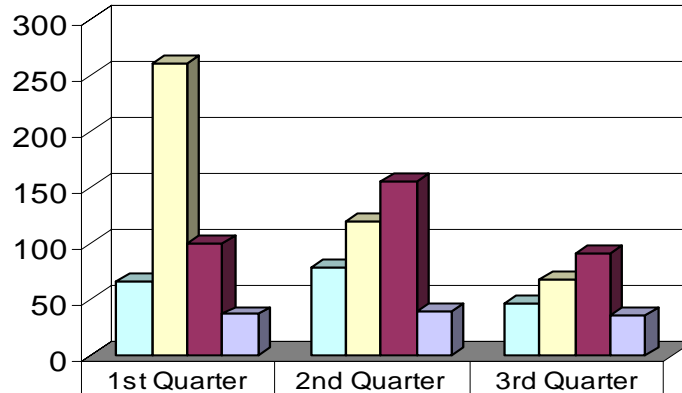
AN OVERVIEW OF OWCA SECTION'S ACTIVITY-2007

The OWCA's third quarter activity report for 2007 is now available for customers to access.

1. Consultation Unit Report
2. Safety and Health Unit Report
3. Medical Services Unit Report
4. Disputed Medical Reimbursements Report
5. Hospital Outlier Special Reimbursement Report
6. Fraud Claims Unit Report
7. Hearing Unit Report
8. Second Injury Fund Unit Report

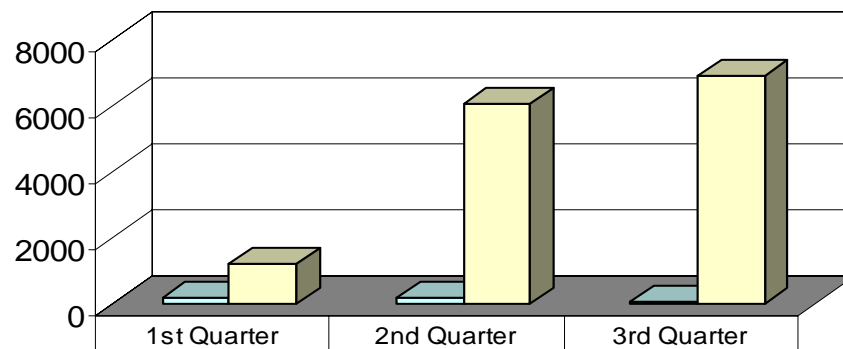
If you have questions about the information contained in this report, please contact ldupuy@ldol.state.la.us.

Consultation Unit Report-2007



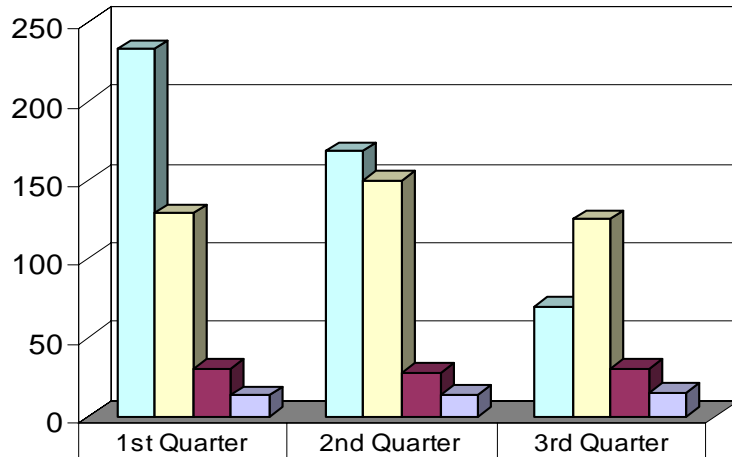
	1st Quarter	2nd Quarter	3rd Quarter
Requests received for services	66	78	45
Onsite visits conducted	261	119	67
Consultation inquiries	99	156	90
Average number of days from initial visit to case closed	36	39	35

Safety and Health Unit Report-2007



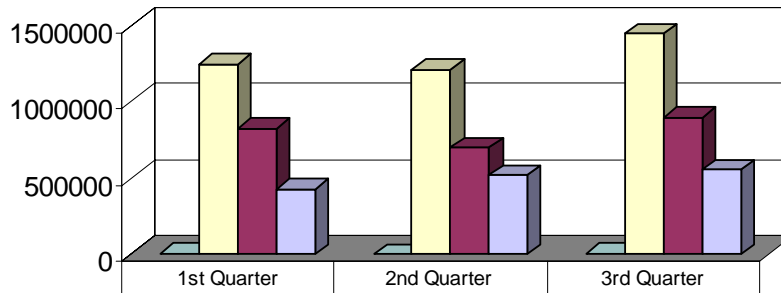
	1st Quarter	2nd Quarter	3rd Quarter
Facility onsite inspections	213	158	63
Clients assisted	1,211	6,086	6,913

Medical Services Unit Report-2007



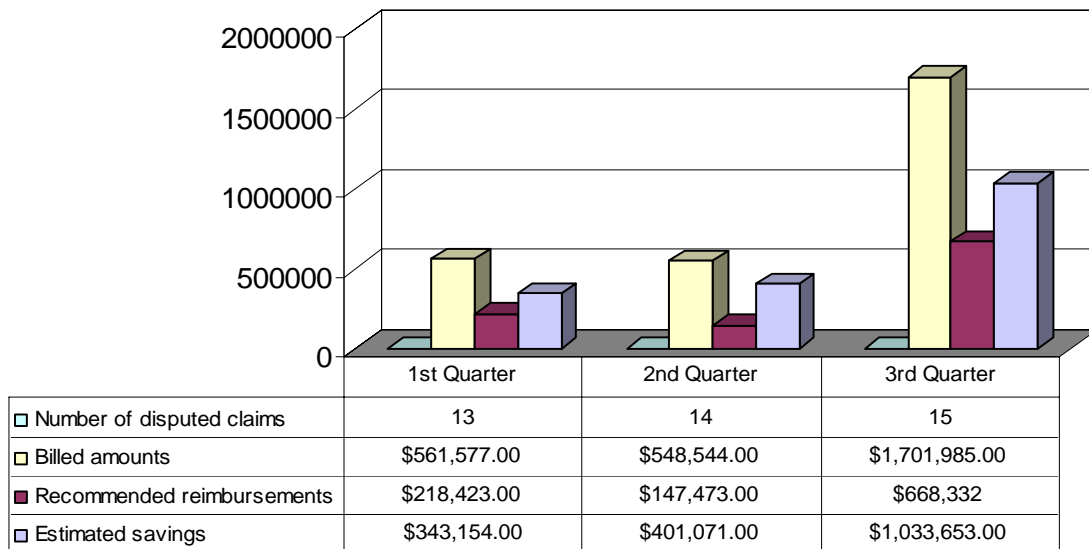
Disputed medical reimbursement	233	168	70
Independent medical examinations (IME)	129	150	125
Utilization review requests	30	28	30
Special reimbursement consideration appeal request (outlier)	13	14	15

Disputed Medical Reimbursements Report-2007

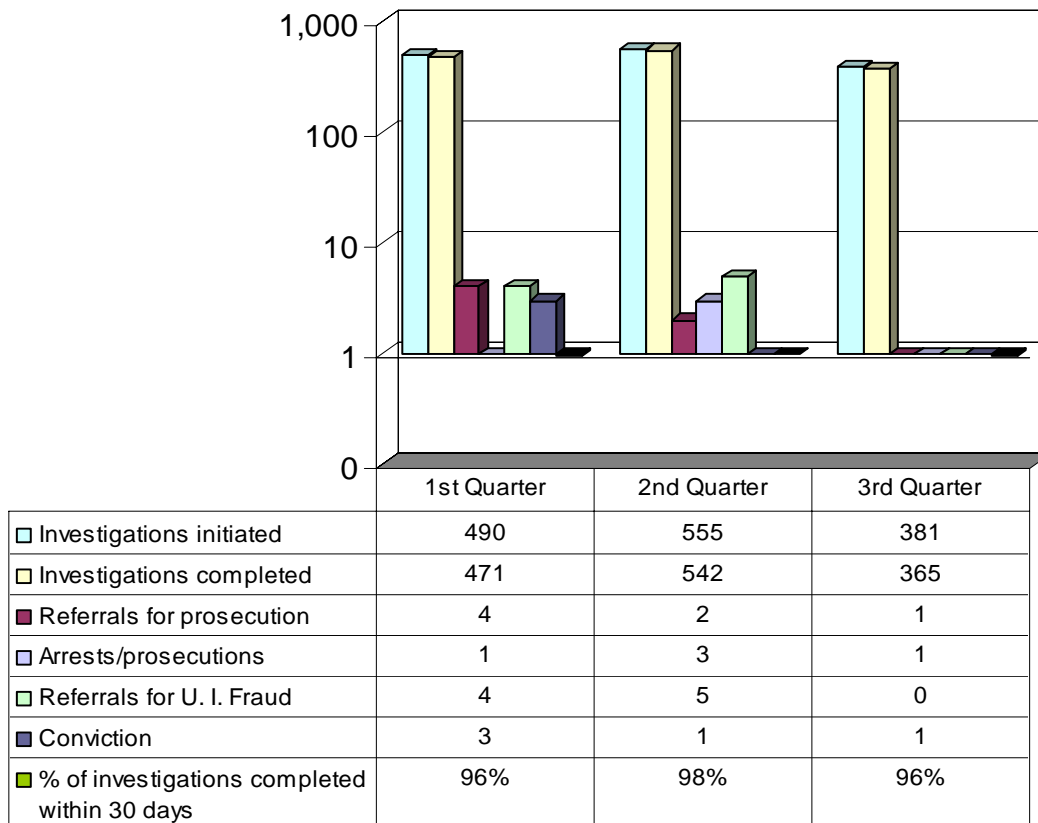


Number of disputed claims	233	168	226
Billed amounts	\$1,245,959.35	\$1,206,216.00	\$1,443,731.00
Recommended reimbursements	\$820,271.01	\$693,205.00	\$894,366.00
Estimated savings	\$425,688.34	\$513,011.00	\$549,368.00

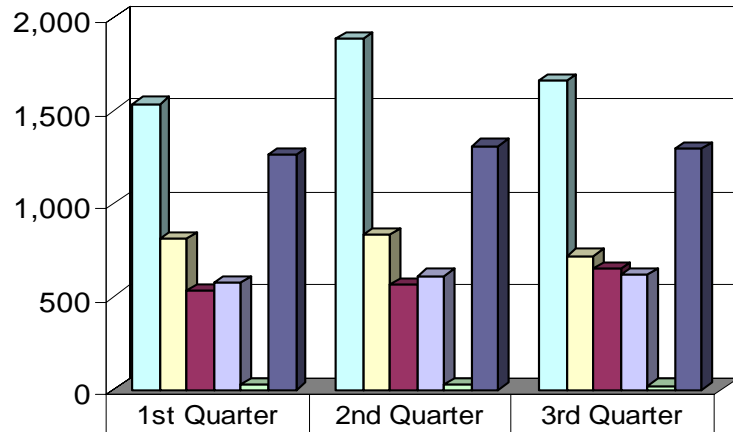
Hospital Outlier (Special Reimbursement) Report-2007



Fraud Claims Unit Report-2007

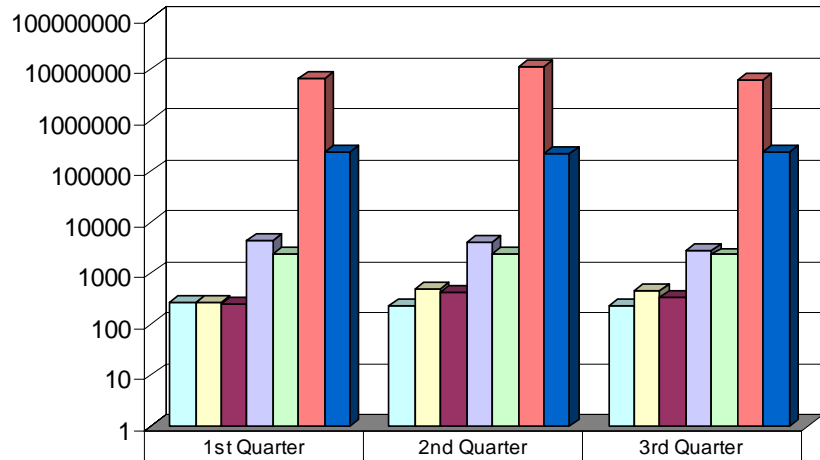


Hearing Unit Report-2007



	1st Quarter	2nd Quarter	3rd Quarter
Disputed claims filed	1,539	1,889	1,664
Mediations held	810	832	720
Disputes resolved before pre-trial	535	564	653
Trials held	576	613	621
Appeals filed	25	26	20
Approved settlements	1,265	1,312	1,295

Second Injury Fund Unit Report-2007



Claims received	261	225	237
Claims closed	272	504	457
Decisions rendered	252	424	325
Claims pending	4,328	4,121	2,842
Claims with ongoing reimbursements	2,424	2,372	2,295
Total amount reimbursed to carriers and self-insurers	\$6,774,322	\$11,128,762	\$5,962,002
Total administrative costs	\$243,169	\$213,942	\$232,427